

FY23 IMPACT REPORT

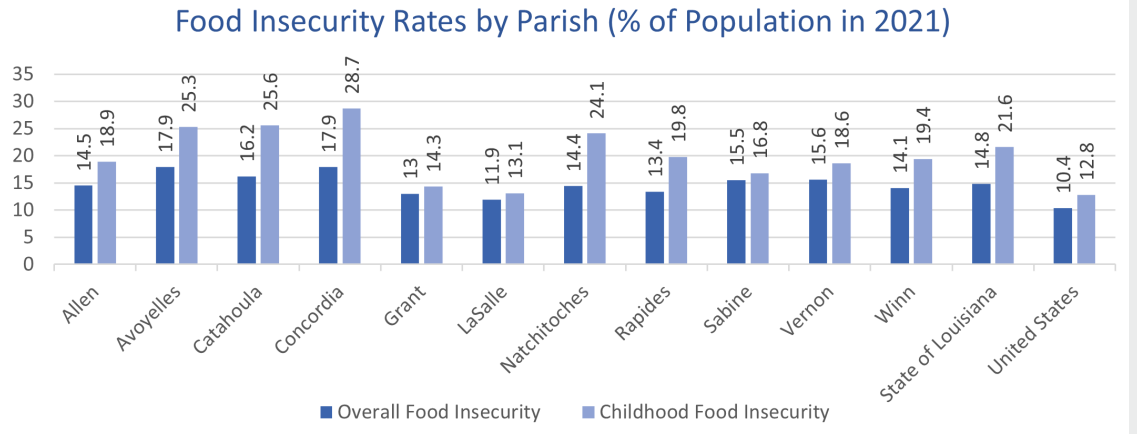
**FOOD BANK
OF CENTRAL
LOUISIANA**



Food Insecurity

Food insecurity is defined as lacking access to enough food for an active, healthy life.

Louisiana ranks third in the nation for overall food insecurity, and first for food insecurity among children and seniors over age 60.



9,073,575

Pounds Distributed

Feeding Families



26 Mobile Food Pantries scheduled each month served families with **2,717,483** pounds of food at 298 distributions.

75 Partner Agencies provided **2,816,498** pounds of food to neighbors through food pantries, meal programs, shelters, and community services.



18 Community Gardens across the region provided neighbors training and space to grow their own food in gardens in their neighborhoods.

4,021 pounds of produce grown in our **Demonstration Garden and Community Gardens** was distributed to neighbors in need.



SNAP Assistance helped **739** neighbors receive benefits in the Supplemental Nutrition Assistance Program (Food Stamps).

15%

More than **1 in 7** Central Louisiana residents is food-insecure

Nourishing Seniors



11,853 Senior Grocery Boxes were distributed to older neighbors in the Senior Program.

9,296 CSFP Boxes were distributed at the Food Bank and partner agencies to seniors in the USDA Commodity Supplemental Food Program (in collaboration with Catholic Charities).



\$ 4,592,294

Operating Costs

Strengthening Children

The Backpack Program at **37** schools and youth programs provided **33,700** backpacks full of food for **1,788** children to take home over weekends during the school year and summer.



21,825 Meals for Kids and 5,736 Snacks were served at Summer Food Service Program sites and after school in the Child and Adult Care Food Programs.

School Gardens at **36** schools taught kids how to grow their own produce and enabled them to taste many foods new to them.



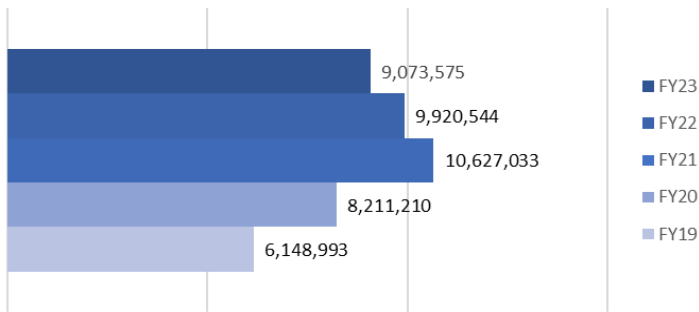
STEAM Education at **four** partner schools taught children about nutrition, health and gardening in standards-based classes.

Enrichment Programs gave **1,088** children and adults opportunities to have fun and learn about nutrition and gardening.

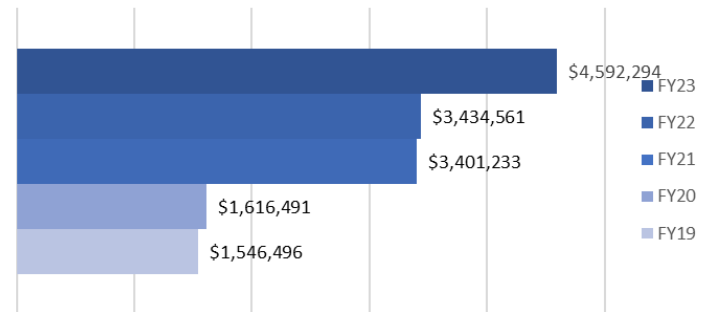


Year-by-Year Comparison

Total Pounds Distributed



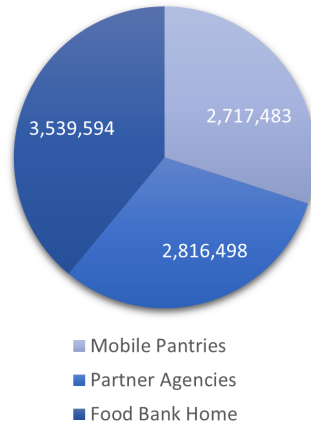
Total Operating Costs



Pounds Distributed by Parish

| | FY 2022 | FY2023 |
|--------------|-----------|-----------|
| Allen | 1,003,906 | 595,556 |
| Avoyelles | 586,072 | 521,745 |
| Catahoula | 255,184 | 252,810 |
| Concordia | 422,520 | 307,168 |
| Grant | 240,315 | 184,729 |
| LaSalle | 152,569 | 153,945 |
| Natchitoches | 723,585 | 551,882 |
| Rapides | 4,837,233 | 4,816,323 |
| Sabine | 518,831 | 508,714 |
| Vernon | 751,915 | 700,959 |
| Winn | 410,176 | 379,744 |

Pounds Distributed by Program



What's Included

Mobile Pantries

26 Monthly Mobile Pantry Distributions

Partner Agencies

Pantries, Soup Kitchens, Meal Sites
SFSP and CACFP Meals for Kids
Senior Program at Partner Agencies

Food Bank Home

All Backpack Program Sites
Daily Food Distribution on Baldwin Ave
Senior Program at Baldwin Ave Site

Volunteer Service

Volunteer service continues to rebound post-pandemic, with a 28% increase in volunteer hours over last year.

6,993 Hours of Volunteer Service. 1,549 Individual Volunteers. 94 Groups representing local organizations.

Food Bank Staff

48 workers keep the food bank running day to day, fewer than the last fiscal year.

36 Regular Employees

12 AmeriCorps Members

2022-2023 Board of Directors

Lottie Bash
Ronny Briley
Gary Brown

Brian Couvillon
Joe Gardner
Christina Hathorn

Tim Holloway
Kent Lachney
Krystal Rachal

Mandy Scoggin
Marie Simpson
Todd St.Romain

Cornelia Sutton
Kelli West
Robert Willet